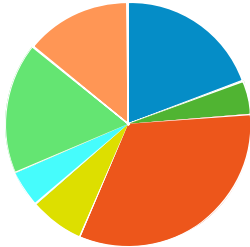


Red Oak, Texas

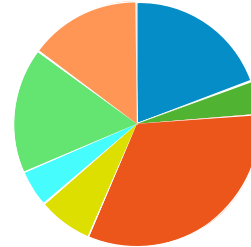
Consumer Expenditures Report (Red Oak, Texas)

Apparel(2018)



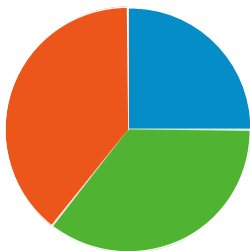
	\$ PER HOUSEHOLD	TOTAL \$000'S
Total	\$2,176	\$9,658
Men's Apparel	\$420	\$1,867
Boys' Apparel	\$96	\$429
Women's Apparel	\$710	\$3,153
Girls' Apparel	\$156	\$694
Infants Apparel	\$106	\$472
Footwear	\$377	\$1,677
Apparel Services and Accessories	\$307	\$1,366

Apparel(2023)



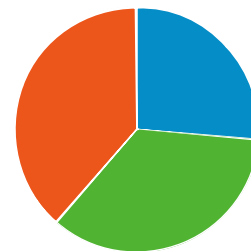
	\$ PER HOUSEHOLD	TOTAL \$000'S
Total	\$2,336	\$11,329
Men's Apparel	\$450	\$2,183
Boys' Apparel	\$104	\$507
Women's Apparel	\$763	\$3,704
Girls' Apparel	\$169	\$822
Infants Apparel	\$114	\$557
Footwear	\$387	\$1,877
Apparel Services and Accessories	\$346	\$1,678

Entertainment(2018)



	\$ PER HOUSEHOLD	TOTAL \$000'S
Total	\$3,496	\$15,512
Fees And Admissions	\$874	\$3,882
Video And Audio Equipment	\$1,247	\$5,534
Recreational Equipment And Supplies	\$1,373	\$6,096

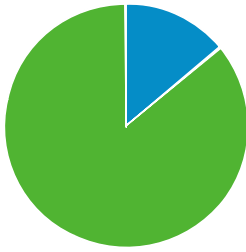
Entertainment(2023)



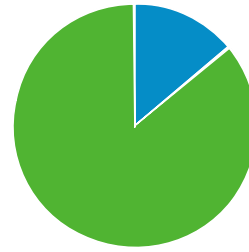
	\$ PER HOUSEHOLD	TOTAL \$000'S
Total	\$3,756	\$18,215
Fees And Admissions	\$991	\$4,808
Video And Audio Equipment	\$1,315	\$6,381
Recreational Equipment And Supplies	\$1,449	\$7,026

Education(2018)

Education(2023)

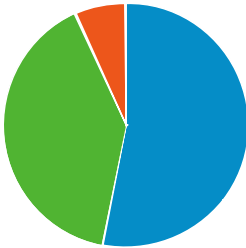


	\$ PER HOUSEHOLD	TOTAL \$000'S
Total	\$2,310	\$10,253
Books And Supplies	\$324	\$1,438
Tuition	\$1,986	\$8,815



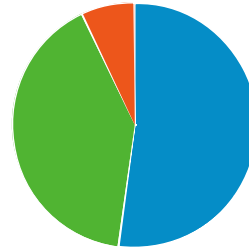
	\$ PER HOUSEHOLD	TOTAL \$000'S
Total	\$2,657	\$12,884
Books And Supplies	\$372	\$1,805
Tuition	\$2,284	\$11,079

Food and Beverages(2018)



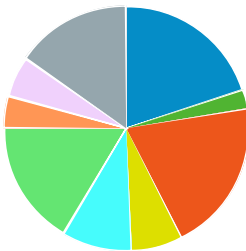
	\$ PER HOUSEHOLD	TOTAL \$000'S
Total	\$9,063	\$40,213
Food At Home	\$4,818	\$21,382
Food Away From Home	\$3,629	\$16,103
Alcoholic Beverages	\$614	\$2,728

Food and Beverages(2023)



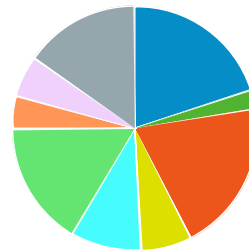
	\$ PER HOUSEHOLD	TOTAL \$000'S
Total	\$9,511	\$46,119
Food At Home	\$4,964	\$24,074
Food Away From Home	\$3,869	\$18,762
Alcoholic Beverages	\$677	\$3,283

Gifts(2018)



	\$ PER HOUSEHOLD	TOTAL \$000'S
Total	\$1,539	\$6,833
Gifts Of Apparel	\$306	\$1,361
Gifts Of Apparel Accessories	\$38	\$172
Gifts Of Education	\$309	\$1,372
Gifts Of Recreation	\$104	\$464
Gifts Of Food And Beverages	\$143	\$637
Gifts Of Household Furnishings And Equipment	\$252	\$1,120
Gifts Of Household	\$65	\$291
Gifts Of Transportation	\$83	\$373
Gifts Elsewhere Unspecified	\$235	\$1,045

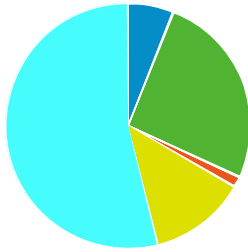
Gifts(2023)



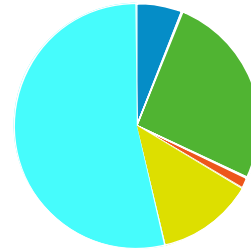
	\$ PER HOUSEHOLD	TOTAL \$000'S
Total	\$1,731	\$8,396
Gifts Of Apparel	\$344	\$1,672
Gifts Of Apparel Accessories	\$43	\$211
Gifts Of Education	\$346	\$1,683
Gifts Of Recreation	\$117	\$569
Gifts Of Food And Beverages	\$161	\$781
Gifts Of Household Furnishings And Equipment	\$284	\$1,380
Gifts Of Household	\$73	\$357
Gifts Of Transportation	\$95	\$461
Gifts Elsewhere Unspecified	\$264	\$1,283

Household Furnishings(2018)

Household Furnishings(2023)



	\$ PER HOUSEHOLD	TOTAL \$000'S
Total	\$2,165	\$9,607
Household Textiles	\$132	\$589
Furniture	\$559	\$2,481
Floor Coverings	\$30	\$137
Major Appliances	\$275	\$1,223
Housewares And Small Appliances	\$1,166	\$5,177



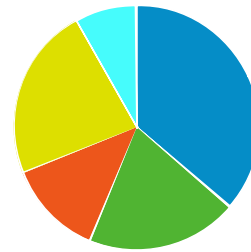
	\$ PER HOUSEHOLD	TOTAL \$000'S
Total	\$2,342	\$11,360
Household Textiles	\$141	\$685
Furniture	\$609	\$2,955
Floor Coverings	\$35	\$170
Major Appliances	\$298	\$1,445
Housewares And Small Appliances	\$1,258	\$6,105

Shelter(2018)



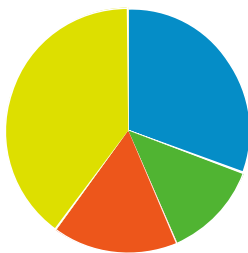
	\$ PER HOUSEHOLD	TOTAL \$000'S
Total	\$12,752	\$56,585
Mortgage Interest	\$4,548	\$20,182
Property Taxes	\$2,471	\$10,968
Miscellaneous Owned Dwelling Costs	\$1,601	\$7,104
Rental Costs	\$3,168	\$14,061
Other Lodging	\$962	\$4,269

Shelter(2023)



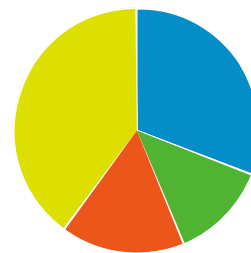
	\$ PER HOUSEHOLD	TOTAL \$000'S
Total	\$13,638	\$66,135
Mortgage Interest	\$4,955	\$24,031
Property Taxes	\$2,725	\$13,218
Miscellaneous Owned Dwelling Costs	\$1,721	\$8,348
Rental Costs	\$3,115	\$15,107
Other Lodging	\$1,120	\$5,431

Household Operations(2018)



	\$ PER HOUSEHOLD	TOTAL \$000'S
Total	\$1,806	\$8,017
Babysitting And Elderly Care	\$554	\$2,461
Household Services	\$232	\$1,032
Alimony And Child Support	\$298	\$1,324
Household Supplies	\$721	\$3,200

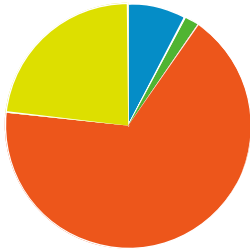
Household Operations(2023)



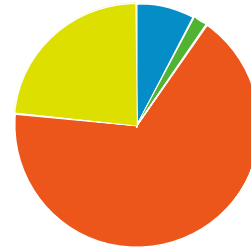
	\$ PER HOUSEHOLD	TOTAL \$000'S
Total	\$2,015	\$9,774
Babysitting And Elderly Care	\$622	\$3,018
Household Services	\$257	\$1,251
Alimony And Child Support	\$332	\$1,613
Household Supplies	\$802	\$3,892

Personal Care(2018)

Personal Care(2023)



	\$ PER HOUSEHOLD	TOTAL \$000'S
Total	\$805	\$3,574
Hair Care	\$62	\$277
Electric Personal Care Appliances	\$15	\$70
Personal Care Services	\$539	\$2,393
Personal Care Products	\$187	\$834



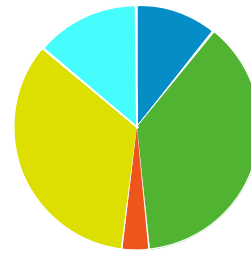
	\$ PER HOUSEHOLD	TOTAL \$000'S
Total	\$853	\$4,140
Hair Care	\$66	\$321
Electric Personal Care Appliances	\$16	\$82
Personal Care Services	\$571	\$2,771
Personal Care Products	\$199	\$966

Utilities(2018)



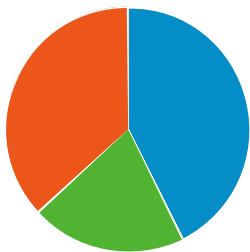
	\$ PER HOUSEHOLD	TOTAL \$000'S
Total	\$4,584	\$20,339
Natural Gas	\$489	\$2,171
Electricity	\$1,729	\$7,673
Fuel Oil And Other Fuels	\$168	\$747
Telephone Service	\$1,565	\$6,948
Other Utilities	\$631	\$2,801

Utilities(2023)



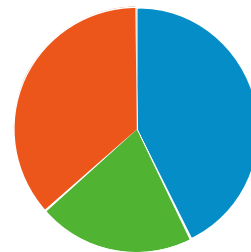
	\$ PER HOUSEHOLD	TOTAL \$000'S
Total	\$4,754	\$23,056
Natural Gas	\$513	\$2,489
Electricity	\$1,786	\$8,663
Fuel Oil And Other Fuels	\$174	\$845
Telephone Service	\$1,620	\$7,858
Other Utilities	\$660	\$3,201

Reading(2018)



	\$ PER HOUSEHOLD	TOTAL \$000'S
Total	\$137	\$608
Newspapers	\$58	\$261
Magazines	\$28	\$125
Books	\$50	\$223

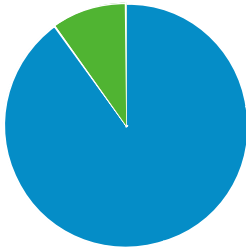
Reading(2023)



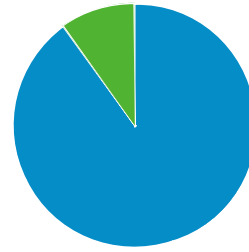
	\$ PER HOUSEHOLD	TOTAL \$000'S
Total	\$146	\$710
Newspapers	\$62	\$304
Magazines	\$30	\$146
Books	\$53	\$260

Tobacco(2018)

Tobacco(2023)

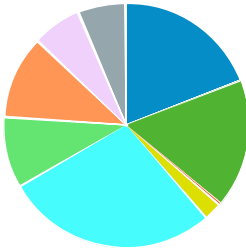


	\$ PER HOUSEHOLD	TOTAL \$000'S
Total	\$364	\$1,619
Cigarettes	\$328	\$1,457
Other Tobacco Products	\$36	\$162



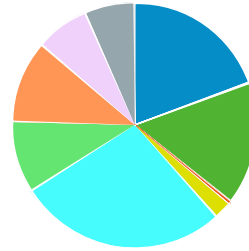
	\$ PER HOUSEHOLD	TOTAL \$000'S
Total	\$364	\$1,767
Cigarettes	\$327	\$1,590
Other Tobacco Products	\$36	\$177

Transportation(2018)



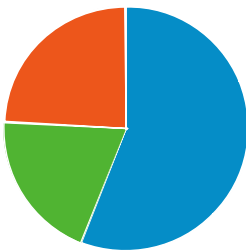
	\$ PER HOUSEHOLD	TOTAL \$000'S
Total	\$11,883	\$52,725
New Vehicle Purchase	\$2,266	\$10,056
Used Vehicle Purchase	\$2,004	\$8,896
Motorcycles (New And Used)	\$50	\$226
Vehicle Finance Charges	\$273	\$1,214
Gasoline And Oil	\$3,330	\$14,776
Vehicle Repair And Maintenance	\$1,117	\$4,958
Vehicle Insurance	\$1,309	\$5,809
Public Transportation	\$774	\$3,438
Other Transportation Costs	\$755	\$3,352

Transportation(2023)



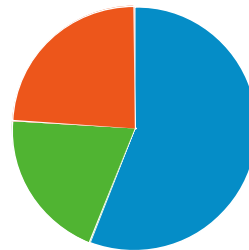
	\$ PER HOUSEHOLD	TOTAL \$000'S
Total	\$12,395	\$60,106
New Vehicle Purchase	\$2,409	\$11,684
Used Vehicle Purchase	\$2,017	\$9,783
Motorcycles (New And Used)	\$49	\$240
Vehicle Finance Charges	\$281	\$1,364
Gasoline And Oil	\$3,424	\$16,604
Vehicle Repair And Maintenance	\$1,166	\$5,658
Vehicle Insurance	\$1,356	\$6,575
Public Transportation	\$867	\$4,206
Other Transportation Costs	\$823	\$3,991

Health Care(2018)



	\$ PER HOUSEHOLD	TOTAL \$000'S
Total	\$4,836	\$21,459
Health Care Insurance	\$2,707	\$12,012
Health Care Services	\$964	\$4,280
Health Care Supplies And Equipment	\$1,164	\$5,168

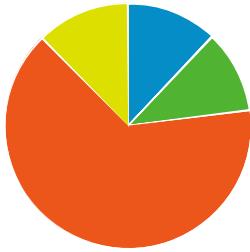
Health Care(2023)



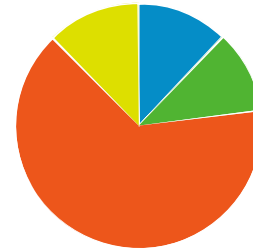
	\$ PER HOUSEHOLD	TOTAL \$000'S
Total	\$5,011	\$24,303
Health Care Insurance	\$2,804	\$13,600
Health Care Services	\$1,002	\$4,861
Health Care Supplies And Equipment	\$1,204	\$5,842

Miscellaneous Expenses(2018)

Miscellaneous Expenses(2023)



	\$ PER HOUSEHOLD	TOTAL \$000'S
Total	\$900	\$3,995
Legal And Accounting	\$108	\$482
Funeral And Cemetery	\$99	\$441
Finance Charges Excluding Mortgage And Vehicle	\$580	\$2,576
Other Miscellaneous Expenses	\$111	\$495



	\$ PER HOUSEHOLD	TOTAL \$000'S
Total	\$945	\$4,583
Legal And Accounting	\$114	\$553
Funeral And Cemetery	\$104	\$508
Finance Charges Excluding Mortgage And Vehicle	\$609	\$2,953
Other Miscellaneous Expenses	\$117	\$568

Personal Insurance(2018)		
	\$ PER HOUSEHOLD	TOTAL \$000'S
		\$466

Personal Insurance(2023)		
	\$ PER HOUSEHOLD	TOTAL \$000'S
		\$525

Contributions(2018)		
	\$ PER HOUSEHOLD	TOTAL \$000'S
		\$2,688

Contributions(2023)		
	\$ PER HOUSEHOLD	TOTAL \$000'S
		\$3,115

Retail Potential(2018)		
	\$ PER HOUSEHOLD	TOTAL \$000'S
Other Health and Personal Care Stores	\$100	\$447
Gasoline Stations with Convenience Stores	\$2,708	\$12,018
Gasoline Stations without Convenience Stores	\$1,421	\$6,306
Men's Clothing Stores	\$84	\$374
Women's Clothing Stores	\$222	\$985
Childrens' and Infant's Clothing Stores	\$78	\$350
Family Clothing Stores	\$397	\$1,763
Clothing Accessory Stores	\$15	\$70
Other Apparel Stores	\$60	\$268
Shoe Stores	\$207	\$921
Jewelry Stores	\$110	\$491
Luggage Stores	\$1	\$6
Sporting Goods Stores	\$227	\$1,010
Hobby, Toy, and Game Stores	\$117	\$519
Sewing and Needlecraft Stores	\$18	\$83
Musical Instrument Stores	\$54	\$243
Book Stores	\$193	\$858
Record,Tape,and CD Stores	\$105	\$466
Department Stores	\$2,092	\$9,284
Warehouse Superstores	\$932	\$4,137
Other General Merchandise Stores	\$270	\$1,202
Florists	\$27	\$122
Office and Stationary Stores	\$113	\$502
Gift and Souvenir Stores	\$95	\$422
Used Merchandise Stores	\$53	\$236

Pet and Pet Supply Stores	\$245	\$1,089
Art Dealers	\$15	\$67
Mobile Home Dealers	\$0	\$4
Other Miscellaneous Retail Stores	\$85	\$377
Mail Order and Catalog Stores	\$817	\$3,629
Vending Machines	\$87	\$389
Fuel Dealers	\$235	\$1,044
Other Direct Selling Establishments	\$150	\$668
Hotels and Other Travel Accommodations	\$208	\$925
RV Parks	\$2	\$11
Rooming and Boarding Houses	\$1	\$6
Full Service Restaurants	\$1,427	\$6,334
Limited Service Restaurants	\$1,440	\$6,393
Special Food Services and Catering	\$241	\$1,069
Drinking Places	\$109	\$485

Source: Applied Geographic Solutions, 2018

